









WINTER – 2019 EXAMINATION
MODEL ANSWER

Subject: Programming in 'C'

Subject Code: 22226

Important Instructions to examiners:

- 1) The answers should be examined by key words and not as word-to-word as given in the model answer scheme.
- 2) The model answer and the answer written by candidate may vary but the examiner may try to assess the understanding level of the candidate.
- 3) The language errors such as grammatical, spelling errors should not be given more Importance (Not applicable for subject English and Communication Skills).
- 4) While assessing figures, examiner may give credit for principal components indicated in the figure. The figures drawn by candidate and model answer may vary. The examiner may give credit for any equivalent figure drawn.
- 5) Credits may be given step wise for numerical problems. In some cases, the assumed constant values may vary and there may be some difference in the candidate's answers and model answer.
- 6) In case of some questions credit may be given by judgement on part of examiner of relevant answer based on candidate's understanding.
- 7) For programming language papers, credit may be given to any other program based on equivalent concept.

Q. No	Sub Q.N.	Answer	Marking Scheme									
1.	(a) Ans.	<p>Attempt any FIVE of the following:</p> <p>Define array. List its type.</p> <p>Array is a fixed-size sequential collection of elements of the same type.</p> <p>Types:</p> <ol style="list-style-type: none"> 1. One dimensional 2. Multi dimensional 	<p>10 2M</p> <p><i>Definition 1M</i></p> <p><i>Types 1M</i></p>									
	(b) Ans.	<p>Draw & label different symbols used in flowcharts.</p> <table border="1" style="width: 100%; border-collapse: collapse; margin-top: 10px;"> <thead> <tr> <th style="width: 30%;">Symbol</th> <th style="width: 30%;">Name</th> <th style="width: 40%;">Function</th> </tr> </thead> <tbody> <tr> <td style="text-align: center;"></td> <td style="text-align: center;">Start/end</td> <td>An oval represents a start or end point</td> </tr> <tr> <td style="text-align: center;"></td> <td style="text-align: center;">Arrows</td> <td>A line is a connector that shows relationships between the representative shapes</td> </tr> </tbody> </table>	Symbol	Name	Function		Start/end	An oval represents a start or end point		Arrows	A line is a connector that shows relationships between the representative shapes	<p>2M</p> <p><i>Any 4 symbols 1/2M each</i></p>
Symbol	Name	Function										
	Start/end	An oval represents a start or end point										
	Arrows	A line is a connector that shows relationships between the representative shapes										

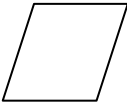

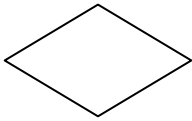


MAHARASHTRA STATE BOARD OF TECHNICAL EDUCATION
 (Autonomous)
 (ISO/IEC - 27001 - 2005 Certified)

WINTER – 2019 EXAMINATION
MODEL ANSWER

Subject: Programming in 'C'

Subject Code: 22226

			Input/Output	A parallelogram represents input or output	
			Process	A rectangle represents a process	
			Decision	A diamond indicates a decision	
	(c)	Find the output of the following program: <pre>#include<stdio.h> void main() { int x = 10, y = 10, v1, v2; v1 = x++; v2 = ++y; printf("value of v1: %d, v1); printf("value of v2: %d, v2); }</pre>			2M
	Ans.	Output: value of v1:10value of v2:11			<i>Correct output</i> 2M
	(d)	State the syntax & use of strlen () & strcat () function.			2M
	Ans.	strlen(): calculates the length of the string <i>Syntax:</i> strlen(s1); strcat(): concatenates two strings <i>Syntax:</i> strcat(s1,s2)			<i>1M for correct syntax</i> <i>1M for use</i>
	(e)	State the Relational operators with example.			2M
	Ans.	== - returns true if the values of two operands are equal else returns false. E.g: if (A= = B){ _ } != - returns true if values of two operands are not equal, else returns			



WINTER – 2019 EXAMINATION
MODEL ANSWER

Subject: Programming in 'C'

Subject Code: 22226

		<p>false E.g: if (A! = B){ } <- returns true if the first operand is less than the second, else returns false. E.g: if (A< B){ } >- returns true if the first operand is greater than the second, else returns false. E.g: if (A> B){ } <= returns true if the first operand is less than or equal to the second, else returns false. E.g: if (A< = B){ } >= returns true if the first operand is greater than or equal to the second, else returns false. E.g: if (A> = B){ }</p>	<p><i>Any four operators 1/2M each</i></p>
	<p>(f) Ans.</p>	<p>State the syntax to declare pointer variable with example.</p> <p>General syntax to declare pointer. datatype *var_name;</p> <p><i>Eg:</i> int var = 20;</p>	<p>2M <i>Correct syntax 1M</i> <i>Correct example 1M</i></p>
	<p>(g) Ans.</p>	<p>Draw flow chart for addition of two numbers.</p> <div style="text-align: center;"> <pre> graph TD Start([start]) --> Input[/Input two numbers a,b. declare variable sum=0/] Input --> Process[sum = a+b] Process --> Output[/Display sum/] Output --> Stop([stop]) </pre> </div>	<p>2M</p> <p><i>Correct sequence 1M</i></p> <p><i>Correct symbol 1M</i></p>



MAHARASHTRA STATE BOARD OF TECHNICAL EDUCATION
(Autonomous)
(ISO/IEC - 27001 - 2005 Certified)

WINTER – 2019 EXAMINATION
MODEL ANSWER

Subject: Programming in 'C'

Subject Code: 22226

2.	(a) Ans.	Attempt any THREE of the following: State the importance of flow chart. A flowchart is a type of diagram that represents an algorithm. It is a visual representation of a sequence of steps to complete the process. A flow chart describes a process using symbols rather than words. Computer programmers use flow charts to show where data enters the program, what processes the data goes through, and how the data is converted to output. -can be used to quickly communicate the ideas or plans that one programmer envisions to other people who will be involved in the process. - aid in the analysis of the process to make sure nothing is left out and that all possible inputs, processes, and outputs have been accounted for. -help programmers develop the most efficient coding because they can clearly see where the data is going to end up. - help programmers figure out where a potential problem area is and helps them with debugging or cleaning up code that is not working. - are a useful tool in visualizing a module's flow of execution before writing any code. This allows developers to do three things: verify the algorithm's correctness before writing code, visualize how the code will ultimately be written, and communicate and document the algorithm with other developers and even non-developers. -may be used in conjunction with other tools, such as pseudo-code, or may be used by itself to communicate a module's ultimate design, depending on the level of detail of the flowchart.	12 4M <i>Any 4 points 1M each</i>
	(b) Ans.	Write a program to declare structure student having rollno, name & marks. <i>(Note: Any other correct logic shall be considered).</i> Accept and display data for three students. <pre>#include<stdio.h> #include<conio.h> void main() { int i; struct student{ int rollno; char name[20]; int marks; } s[3];</pre>	4M <i>Correct logic 3M</i> <i>Correct syntax 1M</i>



MAHARASHTRA STATE BOARD OF TECHNICAL EDUCATION
(Autonomous)
(ISO/IEC - 27001 - 2005 Certified)

WINTER – 2019 EXAMINATION
MODEL ANSWER

Subject: Programming in 'C'

Subject Code: 22226

	<pre>clrscr(); for(i=0;i<3;i++) { printf("Enter rollno, name and marks\n"); scanf("%d%s%d",&s[i].rollno,&s[i].name,&s[i].marks); } for(i = 0; i<3;i++){ printf("\nThe details of student %d\n",i+1); printf("Roll no %d\n",s[i].rollno); printf("Name is %s\n",s[i].name); printf("Marks %d\n",s[i].marks); } getch(); }</pre>	
(c) Ans.	<p>Explain pointer arithmetic with example. (Note: Code snippet shall be considered).</p> <p>The pointer arithmetic is done as per the data type of the pointer. The basic operations on pointers are:</p> <p>Increment It is used to increment the pointer. Each time a pointer is incremented, it points to the next location. Eg, for an int pointer variable, if the current position of pointer is 1000, when incremented it points to 1002 because for storing an int value it takes 2 bytes of memory.</p> <p>Decrement It is used to decrement the pointer. Each time a pointer is decremented, it points to the previous location. Eg, if the current position of pointer is 1002, then decrement operation results in the pointer pointing to the location 1000.</p> <p>Addition and subtraction: When addition or subtraction operation is performed on the pointer variable, it shows that particular location in the memory. Eg: int *ptr; -say address is 1000. If -> ptr+n- then ptr+n*2 . If -> ptr-n thenptr-n*2.</p> <pre>#include<stdio.h> #include<conio.h> void main() {</pre>	4M <i>Any two operator s</i> <i>Each operator with explanation 1M</i> <i>1M for each example</i>



MAHARASHTRA STATE BOARD OF TECHNICAL EDUCATION
(Autonomous)
(ISO/IEC - 27001 - 2005 Certified)

WINTER – 2019 EXAMINATION
MODEL ANSWER

Subject: Programming in 'C'

Subject Code: 22226

		<p>Constants refer to fixed values that the program may not change during its execution. These fixed values are also called literals. Constants can be of any of the basic data types like an integer constant, a floating constant, a character constant, or a string literal. There are enumeration constants as well.</p> <p><i>Example:</i> 121 234 3.14</p>																			
	<p>(b) Ans.</p>	<p>Differentiate between call by value and call by reference.</p> <table border="1" style="width: 100%; border-collapse: collapse;"> <thead> <tr> <th style="width: 10%;">Sr. No.</th> <th style="width: 40%;">Call by value</th> <th style="width: 50%;">Call by reference</th> </tr> </thead> <tbody> <tr> <td style="text-align: center;">1</td> <td>When function is called by passing values then it is call by value</td> <td>When function is called by passing address of variable then it is called as call by reference.</td> </tr> <tr> <td style="text-align: center;">2</td> <td>Copy of actual variable is created when function is called.</td> <td>No copy is generated for actual variable rather address of actual variable is passed.</td> </tr> <tr> <td style="text-align: center;">3</td> <td>In call by value, memory required is more as copy of variable is created.</td> <td>In call by reference, memory required is less as there is no copy of actual variables.</td> </tr> <tr> <td style="text-align: center;">4</td> <td>Example:- Function call - Swap (x,y); Calling swap function by passing values.</td> <td>Example:- Function call – Swap (&x, &y); Calling swap function by passing address.</td> </tr> <tr> <td style="text-align: center;">5</td> <td>Original (actual) parameters do not change. Changes take place on the copy of variable.</td> <td>Actual parameters change as function operates on value stored at the address.</td> </tr> </tbody> </table>	Sr. No.	Call by value	Call by reference	1	When function is called by passing values then it is call by value	When function is called by passing address of variable then it is called as call by reference.	2	Copy of actual variable is created when function is called.	No copy is generated for actual variable rather address of actual variable is passed.	3	In call by value, memory required is more as copy of variable is created.	In call by reference, memory required is less as there is no copy of actual variables.	4	Example:- Function call - Swap (x,y); Calling swap function by passing values.	Example:- Function call – Swap (&x, &y); Calling swap function by passing address.	5	Original (actual) parameters do not change. Changes take place on the copy of variable.	Actual parameters change as function operates on value stored at the address.	<p>4M</p> <p><i>Any four differences 1M each</i></p>
Sr. No.	Call by value	Call by reference																			
1	When function is called by passing values then it is call by value	When function is called by passing address of variable then it is called as call by reference.																			
2	Copy of actual variable is created when function is called.	No copy is generated for actual variable rather address of actual variable is passed.																			
3	In call by value, memory required is more as copy of variable is created.	In call by reference, memory required is less as there is no copy of actual variables.																			
4	Example:- Function call - Swap (x,y); Calling swap function by passing values.	Example:- Function call – Swap (&x, &y); Calling swap function by passing address.																			
5	Original (actual) parameters do not change. Changes take place on the copy of variable.	Actual parameters change as function operates on value stored at the address.																			
	<p>(c) Ans.</p>	<p>Explain conditional operator with example. Conditional Operator (Ternary Operator): It takes the form „? :“ to construct conditional expressions The operator „? :“ works as follows: exp1 ? exp2 : exp 3 Where exp1, exp2 and exp3 are expressions.exp1 is evaluated first, If it is true, then the expression exp2 is evaluated and becomes the value</p>	<p>4M</p> <p><i>Explanation 2M</i></p> <p><i>Example</i></p>																		



MAHARASHTRA STATE BOARD OF TECHNICAL EDUCATION
(Autonomous)
(ISO/IEC - 27001 - 2005 Certified)

WINTER – 2019 EXAMINATION
MODEL ANSWER

Subject: Programming in 'C'

Subject Code: 22226

		of the expression. If exp1 is false, exp3 is evaluated and its value becomes the value of the expression. <i>E.g.</i> int a=10,b=5,x; x=(a>b) ? a : b;	2M
(d) Ans.	List the categories of functions and explain any one with example. Different categories of function: 1) Function with no arguments and no return value. 2) Function with arguments and no return value. 3) Function with no arguments and return value. 4) Function with arguments and return value. 1) Function with no arguments and no return value: This category of function cannot return any value back to the calling program and it does not accept any arguments also. It has to be declared as void. For example: void add() { inta,b,c; a=5; b=6; c=a+b; printf(“%d”,c); } It should be called as add(); 2) Function with arguments and no return value: This category of function cannot return any value back to the calling program but it takes arguments from calling program. It has to be declared as void. The number of arguments should match in sequence, number and data type. For example: void add(intx,int y) { int z; z=x+y; printf(“%d”,z); } It should be called as add(4,5); where x will take 4 and y will take 5 as their values.	4M <i>List 2M</i> <i>Explanation of any one category 2M</i>	



WINTER – 2019 EXAMINATION
MODEL ANSWER

Subject: Programming in 'C'

Subject Code: 22226

		<p>3) Function with no arguments and return value: This category of function can return a value back to the calling program but it does not take arguments from calling program. It has to be declared with same data type as the data type of return variable. For example: int add() { inta,b,c; a=5; b=6; c=a+b; return(c); }</p> <p>It should be called as int x = add(); where x will store value returned by the function.</p> <p>4) Function with arguments and return value: This category of function can return a value back to the calling program but it also takes arguments from calling program. It has to be declared with same data type as the data type of return variable. For example: int add(intx,int y) { int z; z=x+y; return(z); }</p> <p>It should be called as int s = add(4,5); where x will have 4 and y will have 5 as their values and s will store value returned by the function.</p>	
4.	(a) Ans.	<p>Attempt any THREE of the following: Write an algorithm to determine the given number is odd or even.</p> <p>Step 1- Start Step 2- Read / input the number. Step 3- if $n\%2==0$ then number is even. Step 4- else number is odd. Step 5- display the output. Step 6- Stop</p>	12 4M <i>Correct algorithm m 4M</i>
	(b)	Illustrate the use of break and continue statement with example.	4M



WINTER – 2019 EXAMINATION
MODEL ANSWER

Subject: Programming in 'C'

Subject Code: 22226

	<p>Ans. <i>(Note:- Any other example shall be considered)</i> Break: It breaks the execution of the loop which allows exiting from any loop or switch, such that break statement skips the remaining part of current iterations of the loop. <i>Syntax:</i> break;</p> <pre>while (testExpression) { // codes if (condition to break) { break; } // codes }</pre> <p>Continue: It is used when it is required to skip the remaining portion of the loop without breaking loop it will transfer control directly to next iteration <i>Syntax:</i> continue;</p> <pre>while (testExpression) { // codes if (testExpression) { continue; } // codes }</pre> <p>In given program sequence if “break” executes then execution control will jump out of loop & next statement after loop will be executed. In given program sequence if “continue” executes then execution control will skip remaining statements of loop & will start next iteration of loop</p>	<p><i>Use of each 1M</i></p> <p><i>Example of each 1M</i></p>
<p>(c)</p> <p>Ans.</p>	<p>Write a program to add, subtract, multiply and divide two numbers, accepted from user switch case. <i>(Note: Any other correct logic shall be considered).</i></p> <pre>#include<stdio.h> #include<conio.h> void main() { int a,b,ch,add,sub,mul,div; clrscr(); printf("\n1 for addition \n2 for subtraction"); printf("\n3 for multiplication \n4 for division"); printf("\nEnter two numbers:");</pre>	<p>4M</p> <p><i>Correct logic 2M</i></p> <p><i>Correct syntax 2M</i></p>



MAHARASHTRA STATE BOARD OF TECHNICAL EDUCATION
(Autonomous)
(ISO/IEC - 27001 - 2005 Certified)

WINTER – 2019 EXAMINATION
MODEL ANSWER

Subject: Programming in 'C'

Subject Code: 22226

	<pre>scanf("%d%d",&a,&b); printf("\nEnter your choice:"); scanf("%d",&ch); switch(ch) { case 1: add=a+b; printf("Addition of a & b=%d",add); break; case 2: sub=a-b; printf("Substraction of a & b=%d",sub); break; case 3: mul=a*b; printf("Multiplication of two numbers=%d",mul); break; case 4: div=a/b; printf("Division of two numbers=%d",div); break; default: printf("Invalid choice...."); } getch(); }</pre>	
<p>(d) Ans.</p>	<p>Illustrate initialization of two dimensional array with example.</p> <p>Two dimensional array: The array which is used to represent and store data in a tabular form is called as two dimensional array. Such type of array is specially used to represent data in a matrix form. Initialization can be done as design time or runtime.</p> <p>1. Design time: This can be done by providing „row X column“ number of elements to the array. Eg for a 3 rows and 4 columns array , 3X4=12 elements can be provided as :</p> <pre>arr[3][4]={ {2,3,4,6}, {1,4,6,3}, {6,6,4,3}, {6,7,8,9} };</pre>	<p>4M</p> <p><i>Two dim array 1M</i></p> <p><i>Declarat ion 1M</i></p>



MAHARASHTRA STATE BOARD OF TECHNICAL EDUCATION
(Autonomous)
(ISO/IEC - 27001 - 2005 Certified)

WINTER – 2019 EXAMINATION
MODEL ANSWER

Subject: Programming in 'C'

Subject Code: 22226

	<p>2. Runtime: For this loop structures like „for“ can be used in a nested form, where outer loop will increment row and inner loop will increment column.</p> <p><i>Eg :</i></p> <pre>for(i=0;i<3;i++) { for(j=0;j<4;j++) { scanf(“%d”, &arr[i][j]); } } </pre> <p>Example:</p> <pre>main() { int arr[2][2]={{1,2},{4,5}}; int i,j; for(i=0;i<2;i++) { for(j=0;j<2;j++) { printf(“%d”, arr[i][j]); } printf(“\n”); } } </pre>	<p><i>Initializ ation by any one type 1M</i></p> <p><i>Example 1M</i></p>
<p>(e)</p> <p>Ans.</p>	<p>Write a program to read two strings and find whether they are equal or not. <i>(Note: Any other correct logic shall be considered).</i></p> <pre>#include<stdio.h> #include<conio.h> #include<string.h> void main() { char st1[20],st2[20]; printf(“enter string 1”); scanf(“%s”,st1); printf(“enter second string”); scanf(“%s”,st2); if(strcmp(st1,st2)==0) </pre>	<p>4M</p> <p><i>Correct logic 2M</i></p> <p><i>Correct syntax 2M</i></p>



MAHARASHTRA STATE BOARD OF TECHNICAL EDUCATION
(Autonomous)
(ISO/IEC - 27001 - 2005 Certified)

WINTER – 2019 EXAMINATION
MODEL ANSWER

Subject: Programming in 'C'

Subject Code: 22226

		<pre>printf("\nboth strings are equal"); else printf("\nstrings are not equal"); }</pre>	
5.	(a)	<p>Attempt any TWO of the following: Write a program to calculate sum of all the odd numbers between 1 to 20. <i>(Note: Any other correct logic shall be considered).</i></p> <p>Ans.</p> <pre>#include<stdio.h> #include<conio.h> void main() { inti,sum=0; clrscr(); for(i=1;i<=20;i++) { if(i%2!=0) { sum=sum+i; } } printf("Sum=%d",sum); getch(); }</pre>	<p>12 6M</p> <p><i>Finding odd numbers 2M</i></p> <p><i>Calculat ing sum 1M</i></p> <p><i>Display sum 1M</i></p> <p><i>Correct syntax 2M</i></p>
	(b)	<p>Write a program for addition of two 3 x 3 matrices. <i>(Note: Any other correct logic shall be considered).</i></p> <p>Ans.</p> <pre>#include<stdio.h> #include<conio.h> void main() { int a[3][3],b[3][3],c[3][3],i,j; clrscr(); printf("\n Enter first matrix"); for(i=0;i<3;i++) { for(j=0;j<3;j++) { scanf("%d",&a[i][j]); } }</pre>	<p>6M</p> <p><i>Decelera tion of variable s 1M</i></p> <p><i>Input matrices 2M</i></p>



MAHARASHTRA STATE BOARD OF TECHNICAL EDUCATION
(Autonomous)
(ISO/IEC - 27001 - 2005 Certified)

WINTER – 2019 EXAMINATION
MODEL ANSWER

Subject: Programming in 'C'

Subject Code: 22226

	<pre>} printf("\n Enter second matrix"); for(i=0;i<3;i++) { for(j=0;j<3;j++) { scanf("%d",&b[i][j]); } } for(i=0;i<3;i++) { for(j=0;j<3;j++) { c[i][j]=a[i][j]+b[i][j]; } } printf("\n Addition:\n"); for(i=0;i<3;i++) { for(j=0;j<3;j++) { printf("%d\t",c[i][j]); } printf("\n"); } getch(); }</pre>	<p><i>Calculating addition</i> 2M</p> <p><i>Display addition</i> 1M</p>
<p>(c)</p> <p>Ans.</p>	<p>Write a program to compute the sum of all elements stored in an array using pointers. <i>(Note: Any other correct logic shall be considered).</i></p> <pre>#include<stdio.h> #include<conio.h> void main() { int a[5],sum=0,i,*ptr; clrscr(); printf("\n Enter array elements:"); for(i=0;i<5;i++) scanf("%d",&a[i]);</pre>	<p>6M</p> <p><i>Variable declaration</i> 1M</p> <p><i>Input array</i> 1M</p>



MAHARASHTRA STATE BOARD OF TECHNICAL EDUCATION
(Autonomous)
(ISO/IEC - 27001 - 2005 Certified)

WINTER – 2019 EXAMINATION
MODEL ANSWER

Subject: Programming in 'C'

Subject Code: 22226

		<pre>ptr=&a[0]; for(i=0;i<5;i++) { sum=sum+(*ptr); ptr=ptr+1; } printf("\n Sum= %d",sum); getch(); }</pre>	<p><i>Pointer Initializ ation 1M</i></p> <p><i>Sum calculati on 2M</i></p> <p><i>Display 1M</i></p>
6.	(a)	<p>Attempt any TWO of the following: Write a program to sort elements of an array in ascending order. <i>(Note: Any other correct logic shall be considered).</i></p>	12
	Ans.	<pre>#include<stdio.h> #include<conio.h> void main() { int a[5],i,j,temp; clrscr(); printf("\n Enter array elements:"); for(i=0;i<5;i++) scanf("%d",&a[i]); for(i=0;i<5;i++) { for(j=0;j<4-i;j++) { if(a[j]>a[j+1]) { temp=a[j]; a[j]=a[j+1]; a[j+1]=temp; } } } for(i=0;i<5;i++) printf("\n %d",a[i]); getch(); }</pre>	6M
			<p><i>Input array 1M</i></p> <p><i>Sorting logic 4M</i></p> <p><i>Display sorted list 1M</i></p>
	(b)	<p>Write a function to print Fibonacci series starting from 0, 1. <i>(Note: Any other correct logic shall be considered).</i></p>	6M



MAHARASHTRA STATE BOARD OF TECHNICAL EDUCATION
(Autonomous)
(ISO/IEC - 27001 - 2005 Certified)

WINTER – 2019 EXAMINATION
MODEL ANSWER

Subject: Programming in 'C'

Subject Code: 22226

	Ans.	<pre>void Fibbo() { inta,b,c,limit,i; printf("\n Enter number:"); scanf("%d",&limit); a=0; b=1; printf("%d\t%d",a,b); for(i=0;i<limit-2;i++) { c=a+b; printf("\t%d",c); a=b; b=c; } }</pre>	<i>Correct function with syntax 6M</i>
	(c) Ans.	<p>Calculate factorial of a number using recursion. <i>(Note: Explanation/algorithm/program shall be considered)</i></p> <pre>#include<stdio.h> #include<conio.h> int factorial(int no) { if(no==1) return(1); else return(no*factorial(no-1)); } void main() { intfact,no; clrscr(); printf("\n Enter number"); scanf("%d",&no); fact=factorial(no); printf("\n Factorial number=%d",fact); getch(); }</pre>	6M <i>Recur siv e function 4M</i> <i>Main function 2M</i>